

Freedom of Information Request – 3661

Dear FOI Team,

Under the Freedom of Information Act 2000 I am requesting information regarding pressure ulcer prevention held by the trust:

1. A copy of the current guidelines and protocols for pressure ulcer prevention (please include policy dates and version numbers)
Please find attached, this document is still in use.
2. Hospital-acquired pressure ulcer statistics from 2015-2024, including the following where available:
 1. Annual numbers by severity grade (Category/Stage 1-4)

Year	Pressure Ulcer Category 1	Pressure Ulcer Category 2	Pressure Ulcer Category 3	Pressure Ulcer Category 4	Grand Total
2015	10	57	28	0	95
2016	15	81	21	0	117
2017	13	79	11	0	103
2018	10	40	11	0	61
2019	18	88	4	0	110
2020	19	70	6	0	95
2021	31	124	4	0	159
2022	31	165	2	0	198
2023	79	260	1	0	340
2024	42	94	1	0	137
Grand Total	268	1,058	89	0	1,415

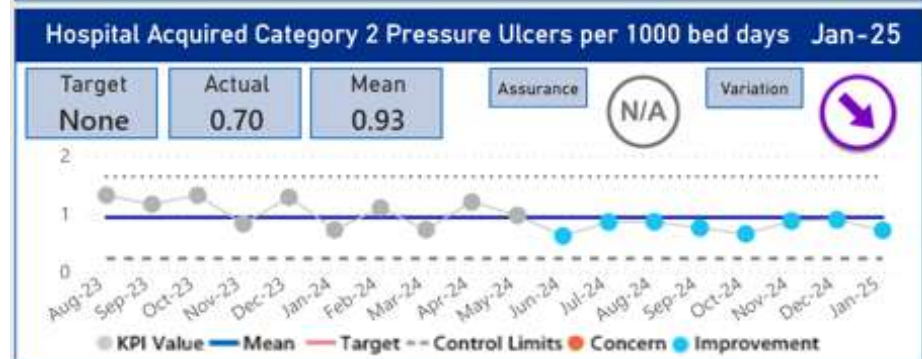
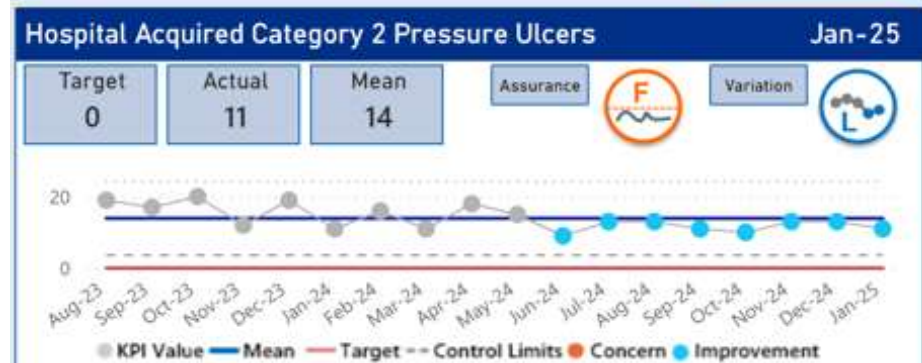
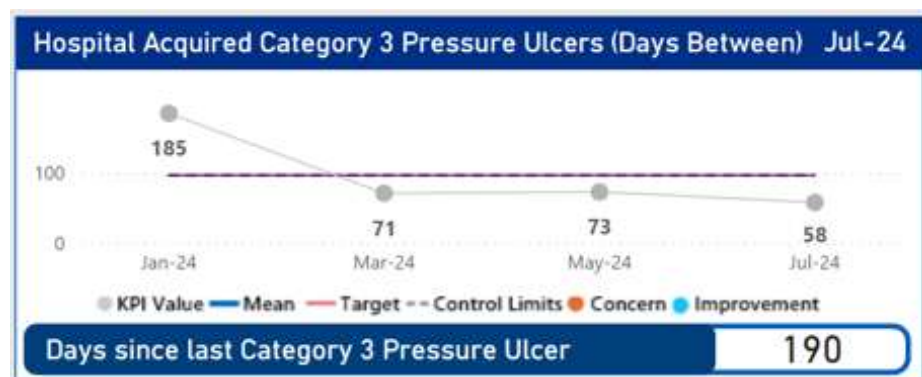
2. Anonymized aggregate data by ward type/specialty

Anonymized aggregate data by ward type/specialty

Specialty	2015	2016	2017	2018	2019	2020	2021	2022	2023	2024	Grand Total
Accident & Emergency								2	2		4
Acute internal medicine								1	52	49	102
Cardiology	2	12	12	7	5	4	12	12	8	5	79
Clinical haematology									1		1
Colorectal Surgery							6	7	1		14
Complex Specialised Rehabilitation										1	1
Critical Care	12	12	6	1	8	4	14	6	2		65
Dermatology									2	2	4

Elderly Medicine										6	13	19
Emergency Medicine										7	2	9
Gastroenterology	1	9	9	8	12	7	10	33		4	2	95
General Internal Medicine										12	6	18
General medical practice										10	4	14
General Medicine	31	30	17	12	27	37	43	63		19		279
General Surgery	5	8	5	1	3	3	13	12		25	11	86
Haematology	7	7	9	1	10	5	5	8		2		54
I don't know										141	11	152
Intensive Care Medicine										8	4	12
Medical oncology										1		1
Neonatology							1					1
Obstetrics/Gynaecology	6	17	9	5	10	8	2					57
Orthogeriatric Medicine											1	1
Orthopaedics	17	13	20	9	20	15	22	23		26	20	185
Paediatrics			1									1
Physiotherapy	1											1
Private Patients				1		2	2	2				7
Rehabilitation	3							8		1		12
Respiratory	5	4	12	13	10	5	22	12		2		85
Respiratory Medicine										2	2	4
Stroke Medicine										1	2	3
Stroke Services	5	5	3	3	5	5	7	9				42
Trauma and orthopaedics										5	2	7
Grand Total	95	117	103	61	110	95	159	198	340	137	1415	

1. Any trend analysis or benchmarking data



3. Legal costs and compensation payments related to pressure ulcer incidents from 2015-2024:

1. Total annual legal fees paid to external solicitors

NHS Legal Costs Paid

2015/16	Less than £5000
2016/17	0
2017/18	Less than £10,000
2018/19	0
2019/20	Less than £5000
2020/21	Less than £10,000
2021/22	Less than £5000
2022/23	Less than £5000
2023/24	Less than £5000
2024/25	0

2. Settlement/compensation amounts (aggregated figures)

2015/16	Less than £5,000
2016/17	0
2017/18	Less than £5,000
2018/19	0
2019/20	0
2020/21	Less than £40,000
2021/22	Less than £10,000
2022/23	Less than £10,000
2023/24	Less than £10,000
2024/25	0

3. Number of claims by year

2015/16	Fewer than five
2016/17	Fewer than five
2017/18	Fewer than five
2018/19	Fewer than five
2019/20	Fewer than five
2020/21	0
2021/22	Fewer than five
2022/23	0
2023/24	0
2024/25	Fewer than five

4. Effectiveness metrics including:

1. Audit results for pressure ulcer prevention initiatives

01/08/24 to 31/07/25

Inspection Name	Nov 24	Dec 24	May 25	Average
Pressure Ulcers	94.0(198)	100.0(2)	95.2(182)	94.6(382)

01/08/24 to 31/07/25

Inspections Completed	Average Report Score
382	94.6%

2. Staff training completion rates for pressure ulcer prevention

Information not available.

3. Equipment expenditure (pressure-relieving mattresses, cushions)

Spend not recorded to this level of detail.