

Freedom of Information Request – 4030

In the period 1st October 2025 to 31st December 2025 please provide a breakdown of:

- **Total trust spend with framework agencies for locum nurses £212,218**

Please provide a further breakdown for locum nurses by:

- **Spend per band** *Band 5 £212,218*
- **Spend per specialty**
- **Spend per agency name** *Information not available. We do not record the information in this way.*

Specialty	OCT-25	NOV-25	DEC-25
Emergency	£ 51,627	£ 56,646	£ 14,251
Cardiac	£ -	£ -	£ 9,529
Medicine	£ 23,458	£ 16,195	£ 2,046
Elective	-£ 3,325	£ 6,935	£ 3,315
Maternity	£ 4,746	£ 1,623	£ 96
Corporate	£ -	£ -	£ -
ICU	£ 1,346	£ -	£ -
Haematology/Oncology	£ 192	£ 708	£ 1,500
Theatres	£ -	£ -	£ -
Stroke	£ 25,184	-£ 17,424	£ -
Paediatrics	-£ 2,085	£ -	£ -
Respiratory	-£ 18,359	£ 24,071	-£ 0
Orthopaedic	£ 2,107	£ 5,259	£ 2,576
	£ 84,893	£ 94,012	£ 33,313

In the period 1st October 2025 to 31st December 2025 please provide a breakdown of:

- **Total trust spend with off framework agencies for locum nurses £0**

Please provide a further breakdown for locum nurses by:





- **Spend per band**
- **Spend per specialty**
- **Spend per agency name**

In the period 1st October 2025 to 31st December 2025 please provide a breakdown of:





- **Total trust spend with the internal trust bank or associated external provider for locum nurses** *Please see below.*

Please provide a further breakdown for locum nurses by:

- **Spend per band**

	 Oct	 Nov	 Dec
Grade 			
Band 5 RM in Bank	£ 326	£ 164	£ 164
Band 5 RN in Bank	£ 91,511	£ 90,781	£ 113,255
Band 6 ODP in Bank	£ 1,318	£ 1,768	£ 1,199
Band 6 RM in Bank	£ 12,087	£ 10,017	£ 10,930
Band 6 RN in Bank	£ 11,321	£ 8,775	£ 7,651
Band 7 RM in Bank	£ 1,316	£ 2,322	£ 1,699
Band 7 RN in Bank	£ 6,389	£ 6,923	£ 6,789
Band 8a RN in Bank	£ 1,232		£ 2,309
Bank - Band 4 RN		£ 111	
Bank - Band 5 ODP	£ 4,345	£ 3,355	£ 4,631
Grand Total	£ 129,844	£ 124,216	£ 148,627

- **Spend per specialty**

	 Oct	 Nov	 Dec
Specialty 			
Cardiac	£ 456	£ 312	£ 1,006
Corporate	£ 4,803	£ 3,198	£ 2,764
Emergency	£ 25,274	£ 25,889	£ 40,343
Endoscopy	£ 4,912	£ 2,927	£ 1,054
General Medicine	£ 22,746	£ 22,872	£ 31,768
General Surgery	£ 13,826	£ 16,742	£ 17,230
Gynae	£ 2,545	£ 2,038	£ 2,231
Haematology/Oncology	£ 1,173	£ 688	£ 2,112
ICU	£ 1,687	£ 507	£ 1,227
Maternity	£ 14,281	£ 13,820	£ 13,405
Ophthalmology	£ 2,838	£ 2,626	£ 2,073
Orthopaedics	£ 4,002	£ 4,201	£ 3,917
Paediatrics	£ 6,354	£ 4,239	£ 3,670
Pain		£ 418	£ 348
Radiology	£ 391	£ 569	
Respiratory	£ 9,460	£ 6,254	£ 4,974
Stroke	£ 4,589	£ 6,849	£ 9,110
Theatres	£ 10,507	£ 10,067	£ 11,396
Grand Total	£ 129,844	£ 124,216	£ 148,627

- **Spend per agency name**

N/A

Please confirm the total number of nursing shifts booked during this period for all agency nursing only, no bank staff nursing to be included (1st October 2025 to 31st December 2025)
835.

Please confirm the total number of nursing shifts booked above NHSE capped rates during this period for all agency nursing only, no bank staff nursing to be included

(1st October 2025 to 31st December 2025)

None.

Please confirm the framework you utilise for nursing agency staff.

Workforce Alliance.